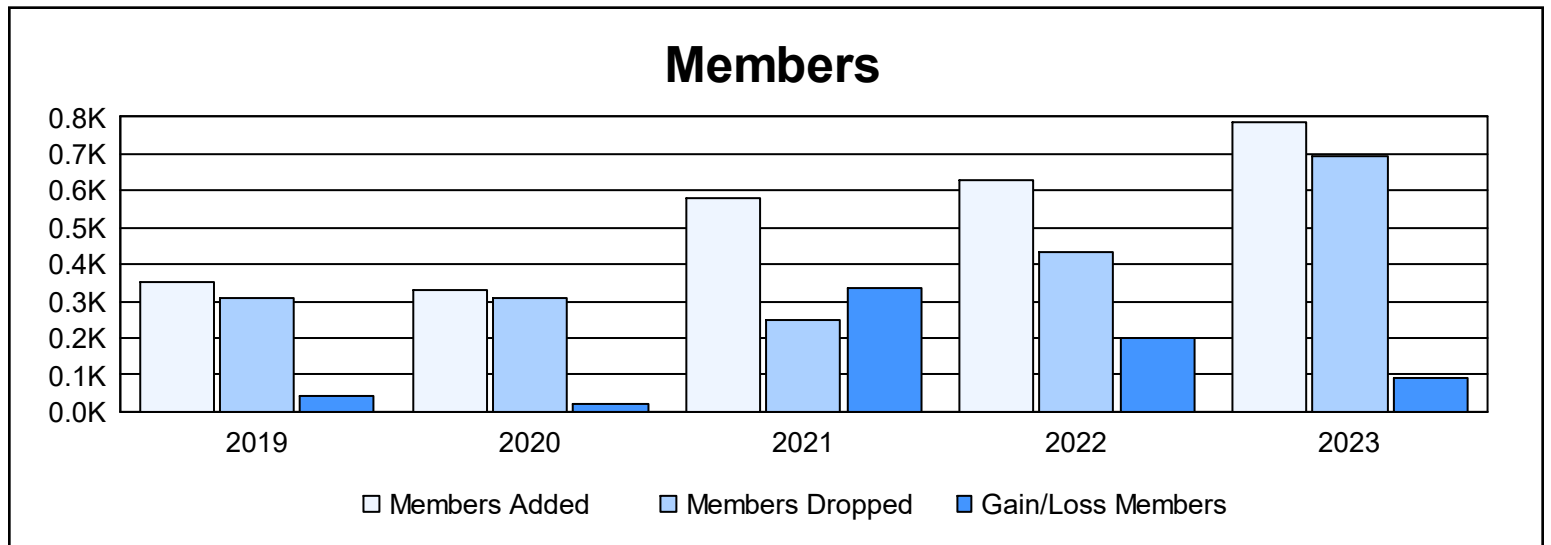
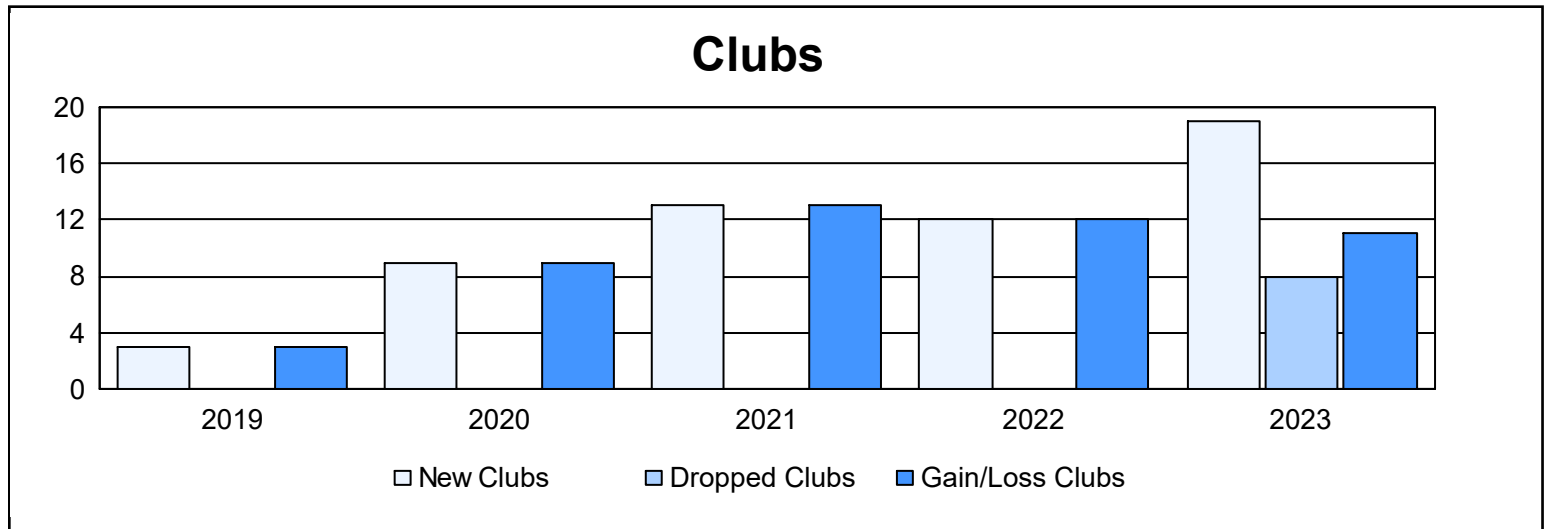
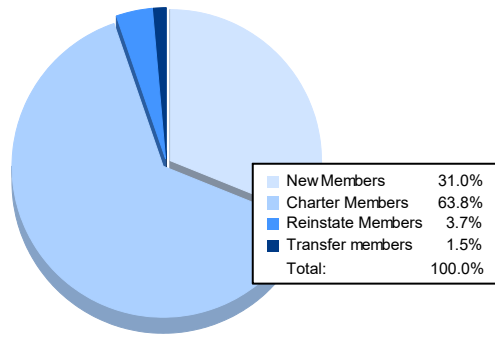


Year	New Clubs	Dropped Clubs	Gain/ Loss Clubs	New Members	Charter Members	Reinstate Members	Transfer Members	Total Member Added	Total Members Dropped	Gain/ Loss Members
2018-2019	3	0	3	222	104	22	2	350	310	40
2019-2020	9	0	9	113	203	13	1	330	309	21
2020-2021	13	0	13	240	330	12	0	582	247	335
2021-2022	12	0	12	282	320	24	5	631	433	198
2022-2023	19	8	11	244	502	29	12	787	695	92
<b>Average</b>	<b>11</b>	<b>2</b>	<b>10</b>	<b>220</b>	<b>292</b>	<b>20</b>	<b>4</b>	<b>536</b>	<b>399</b>	<b>137</b>



### Membership Composition June 2023 Cumulative



### Gender Composition June 2023 Cumulative

